

Kahoot Quiz Instructions

Kahoot Points of Interest -


1. PC, iOS device, & Android all work.
2. You need one device and one website for the presentation machine. This is where the teacher controls the game.
3. You need one device and a different website for the responses. It is not exactly an app. However, you can save the page to your iOS device. (See page 4 for instructions)
4. To get a free account to create a Kahoot go to this website:
<https://www.getkahoot.com/>

Kahoots Solo - If kids play on their own, they will each need a game response board like this. Each player submits their own player name and votes for each question.

Kahoots - In Partners -

Partners Select a name -

If kids play in partners, you may consider using




- One device for researching the answers to the quiz. Keep this window open on that one device so that they can search for answers.
- And one device to input the partnership response.
- You might have kids research the answers on Pioneer Online, or on a .pdf or website, primary source material, or information you have posted on your website.

Kahoot Quiz Instructions

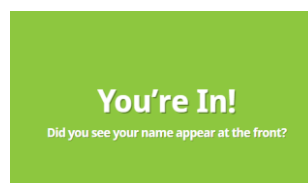
Kahoot - To Play

1. Open the game on your presentation machine.
2. Student devices Go to kahoot.it - They will be asked for a Game Pin.




3. Students refer to the presentation board (in front of room) for a Game Pin.

1. Students Enter the Game Pin - Click Enter
2. Students enter their name, or their anonymous name or their partnership name.



3. The player names will show up on the screen on the presentation machine. The game board on your 2nd device will look like this.
4. The length of time you will have to answer each question will depend on the question. (Quiz




Kahoot Quiz Instructions

creators make this decision as they create the quiz.) It could be from 5 seconds to 60 seconds.


5. Get Ready!

Kahoot Quiz Instructions

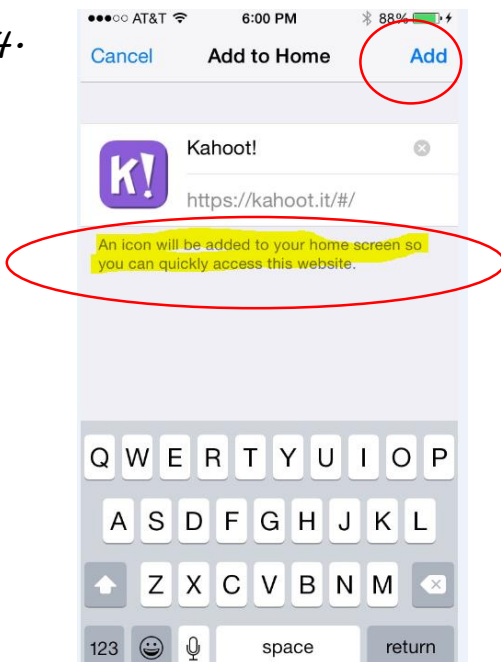
To add Kahoot Response Board To Your iOS device -



1. Go to kahoot.it.com
2. Tap on the "Send To" icon.
3. Select "Add to Home Screen".



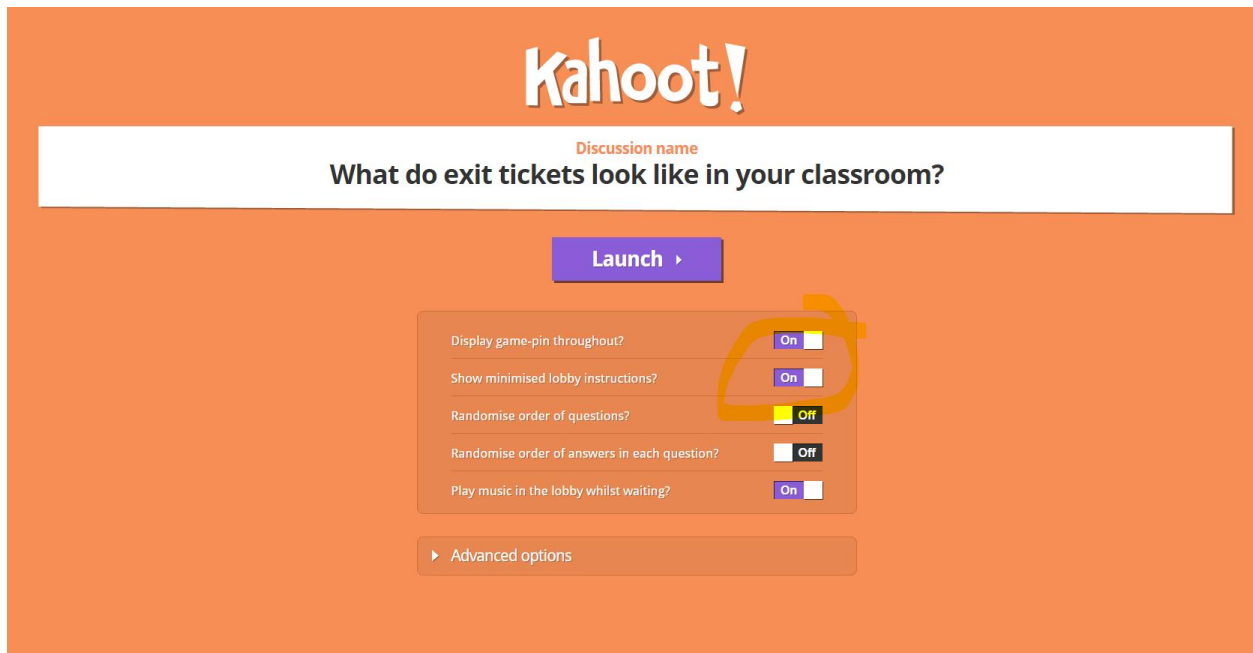
4.



Kahoot Quiz Instructions

Kahoot Creations -

I like to choose the option, "Display the game-pin throughout?" That way kids who come in late can get added on quickly. Also, occasionally, participants will get kicked off, lose their position in the game and then need to come back on.



Kahoot On!

Don't Pollute! Give a Kahoot.

Keep Calm and Kahoot!